

Ordering Information

SERIES NO.

HA — **F** — **1** — **0** — **V** — **XX** — **N** — **A** — **2** — **B** — **X** — 41

Normal Single Layer

F: Female

PIN TYPE
1.SMT
2.DIP
3.MIX

0: w/o Flange

Type
R:RA
V: Vertical
H: Upright

Contact Plated
G1: Gold Flash
G6: 3u"

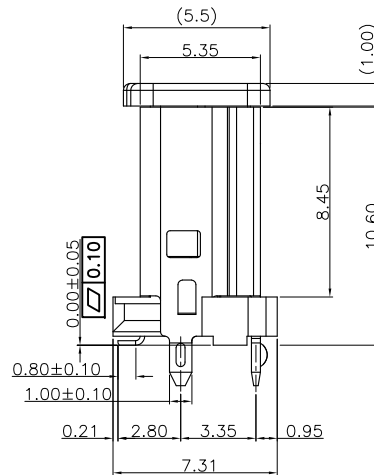
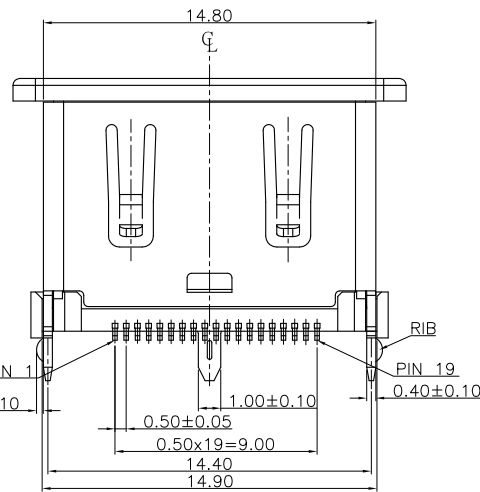
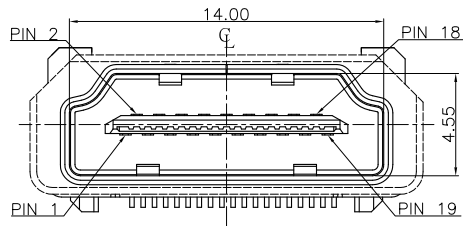
On PCB
N: Normal
R: Reverse
S: Sunk

Shell Material
Brass
A: Nickel
B: Gold
C: Nickel
D: Gold

Shell Legs
1: SMT Shell
2: DIP Shell
3: Front SMT
Back DIP
4: Front DIP
Back SMT
5: Front DIP
Back Fork

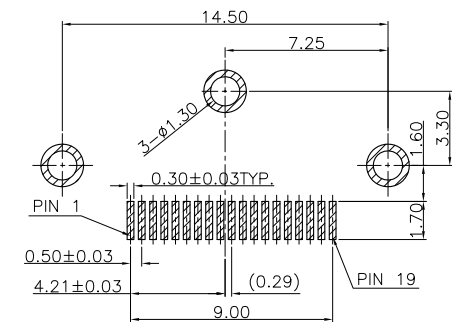
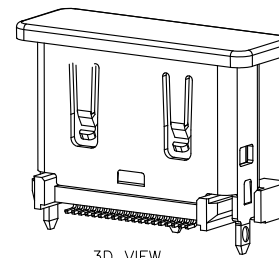
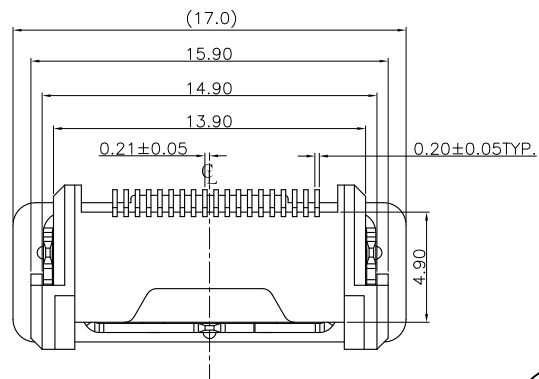
Housing Color
B: Black
W: White

Packaging
1: Tube
2: Reel
3: Tray



NOTES:

- MATERIAL:
 - HOUSING: LCP UL 94V-0 RATED, BLACK
 - CONTACT: COPPER ALLOY
 - SHELL: COPPER ALLOY, SPCC
- PLATING:
 - CONTACT: GOLD PLATED OVER NICKEL
 - SHELL: NICKEL PLATED



RECOMMENDED PCB LAYOUT 1.6 t

TOLERANCE ±0.05
(TOP VIEW)

RoHS
Compliant

REV.	REVISION RECORD	DATE	General Tolerances		
			LINEAR 0.0 ±0.35 0.00±0.20	ANGLES ±3°	
A	Original	04/24/13'			TITLE: HDMI A Female SMT Vertical Type DWG.NO.: HAF10VXXNA2BX-41 REV. E SCALE 1 : 1 SHEET 1 OF 1
B	Revised	09/14/13'	UNIT: mm		
C	Revised	11/26/14'	A4	NAME DATE	
D	Revised	01/07/15'	APPROVED	WENDY	
E	Revised	08/26/15'	DESIGNER	WHITE	
			DRAWN	ANGEL	